



Homelessness in Wales

Sharing the learning.

Rob Owen
Housing Policy Division
Welsh Government
Robert.Owen5@gov.wales



Llywodraeth Cymru
Welsh Government

www.cymru.gov.uk

Background

- Welsh Government's Ten Year Homelessness Plan 2009
- Homes for Wales, A White Paper for Better Lives and Communities 2012
- Review of Legislation Cardiff University Dr Pete Mackie.
- Bill published November 2013 / Royal Assent September 2014
- Part 2 Commencement 27th April 2015

New Laws, New Approach?

- Placing prevention at the centre of Local Authority duties
- Local Authorities cannot do this alone
- A service for all, less emphasis on priority need
- Delivering support must be a strategic objective, support assessment on the face of the Act (Section 62)
- Duties to assess needs, take reasonable steps to help to prevent and help to relieve homelessness

Headline changes

- A new duty to help anyone threatened with homelessness within the next 56 days;
- A duty to provide help to any homeless person to help them secure a home;
- A power rather than a duty to apply the intentionality test;
- New powers for local authorities to discharge their homelessness duties through finding accommodation in the private rented sector;
- Stronger duties on Housing Associations to support Local Authorities in carrying out their homelessness duties;
- Priority need will apply to prisoners where they meet the vulnerability test

The Main Duties

- S62 – Duty to Assess
- S.66 - Duty to help to prevent homelessness ('prevention' duty)
 - When eligible and threatened with homelessness within 56 days
 - Take reasonable steps to help to prevent homelessness
 - Blind to priority need, local connection and intentionality
- S.73 - Duty to help to secure accommodation ('relief' duty)
 - When eligible and homeless
 - Take reasonable steps help to relieve homelessness
 - Local connection referrals are possible in certain circumstances
- S.75 - Duty to secure accommodation ('final' duty)
 - When above duties have been unsuccessful in certain circumstances
 - To secure accommodation for applicants in priority need and unintentionally homeless

Implementation / Challenges

- Funding arrangements
- Changing Culture
- The Code of Guidance
- National pathway for homelessness services to children, young people and adults in the secure estate
- Data collection tables / returns

Is it working? Are people getting helped?

- Culture change takes time
- Prevention outcome data is very encouraging in times of increasing demand.
- Swimming against the tide....

- April 2015 to December 2017

- 22,470 threatened with homelessness (S.66), 64% successfully prevented
- 25,863 homeless (73), 42% successfully relieved
- 5,226 owed final duty (S.75), 80% accepted an offer of accommodation.

Evaluation

- Research commissioned
- Salford University
- Survey of LAs (Summer 16)
- Consultation with National Stakeholders (Summer 16)
- Engagement with service providers (Summer 16)
- First wave of Service User Engagement (Autumn 16)
- Interim Report (August 17)
- Second Wave of Service User Engagement (Autumn 17)
- Publication of Final report (July 18)

Interim Report Findings

- Overall, local authorities believe changes have had positive effects. Increased Prevention Activity.
- Service users were generally positive particularly when they felt listened to and respected: when local authority approach was person-centred.
- Local authorities and stakeholders indicate that there has been a significant increase in partnership
- National Stakeholders were emphatic about the integral role of Supporting People in successfully implementing the legislation.

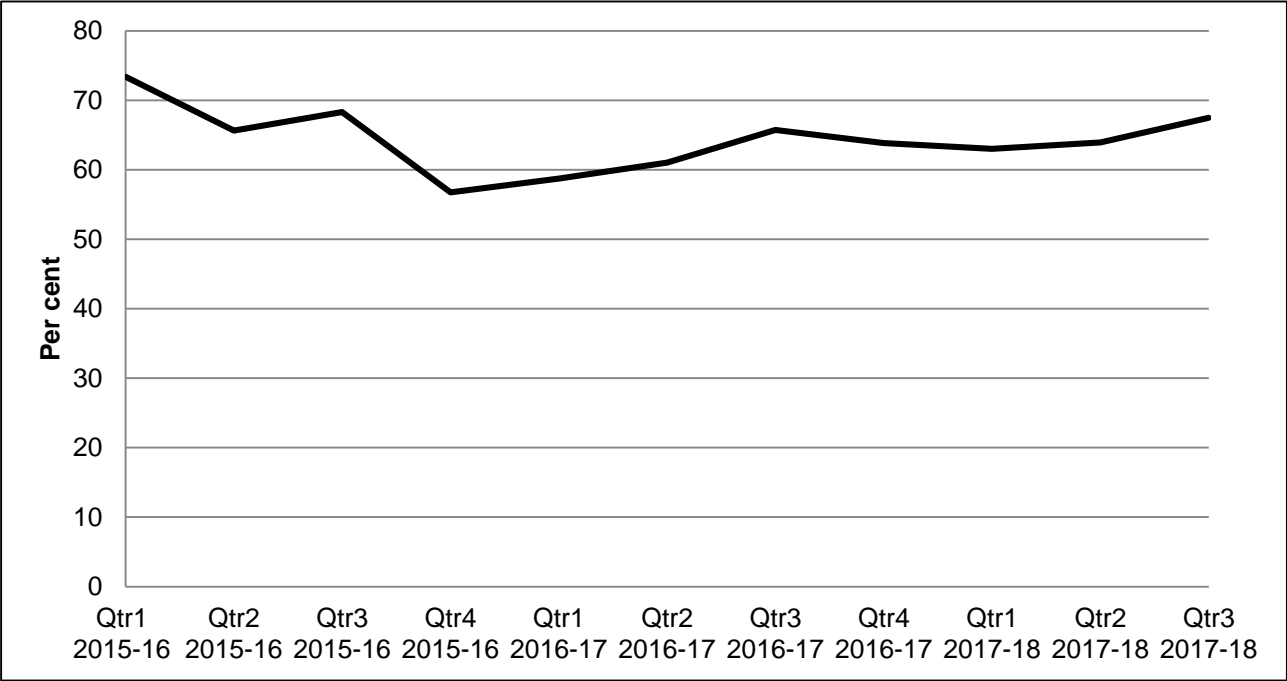
Interim Report Findings

- Demand / increase in bureaucracy and workloads.
- Majority of local authorities reported challenges in implementing the Act, adapting to new ways of working and emphasised the importance of continued training to further embed the Act
- Local authorities and stakeholders suggested that there is a need for longer term, sustainable funding
- While national stakeholders suggested that good progress was being made, they felt that there is inconsistent application of preventative activities across Wales
- Service users in two of the case study areas reported much less positive experiences, where approaches were not person-centred with a lack of empathy and responsiveness
- For some, their mental health needs did not appear to have been properly addressed.

Limitations of data for 2016-17

- Comparability
- Timing issues
- Outcomes
- Reporting systems

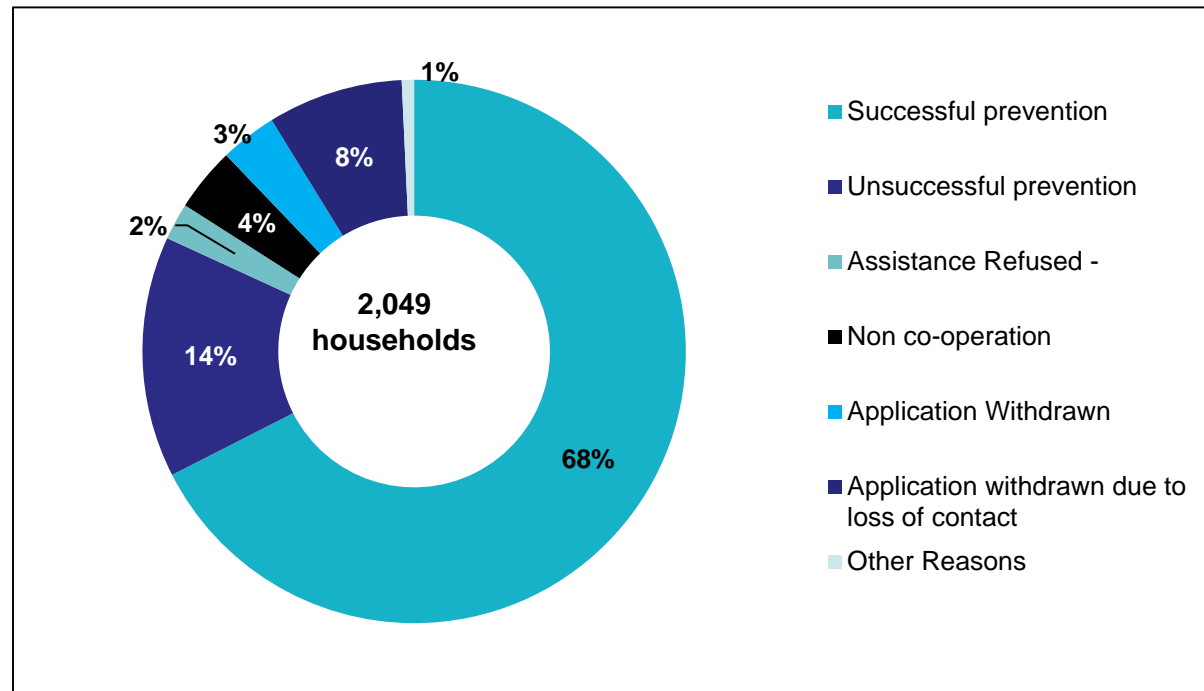
Chart 1. Percentage of households for whom homelessness was successfully prevented (a)



Source: Statutory Homelessness data collection from local authorities

(a) Under Section 66 of the Housing (Wales) Act 2014

Chart 2. Percentage of households found to be eligible and threatened with homelessness during October to December 2017 (a)

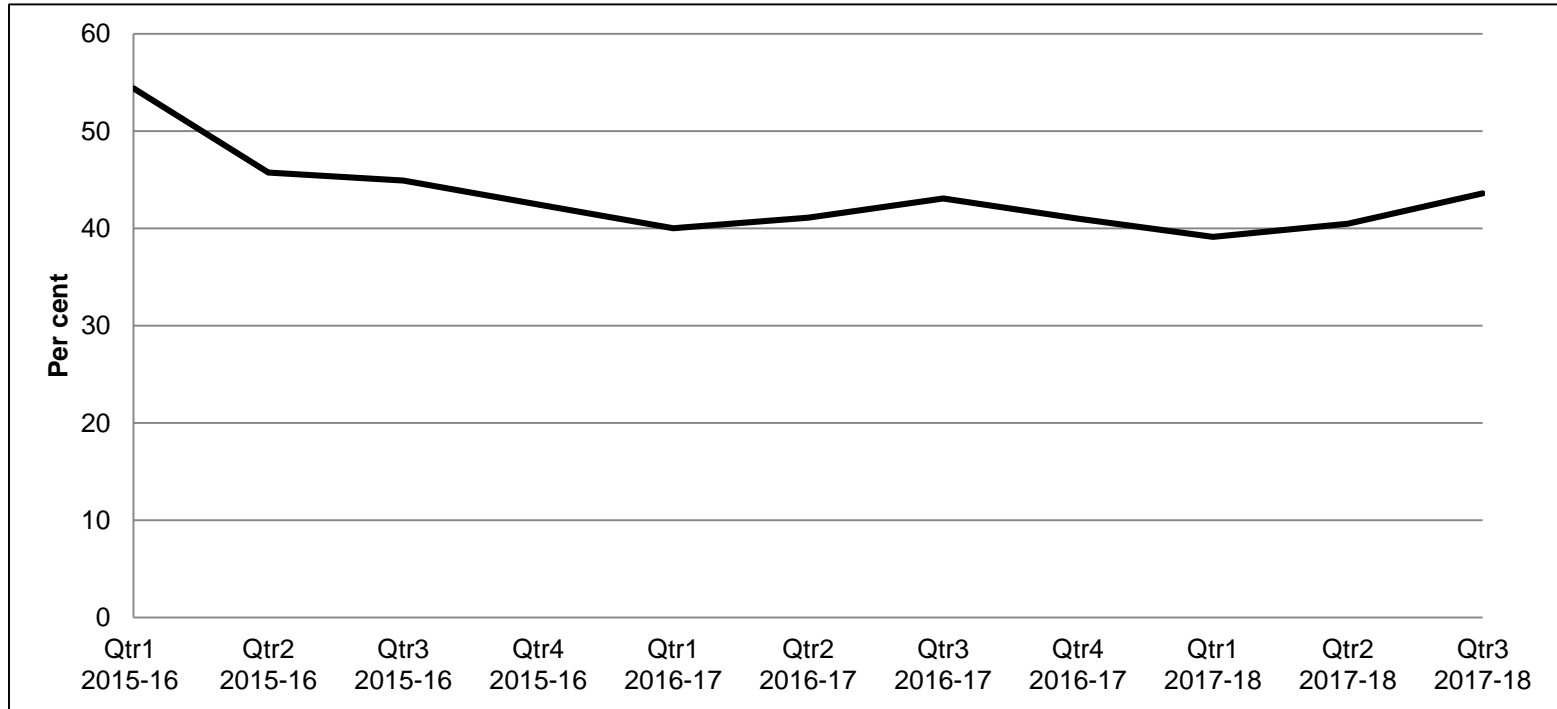


(a) Under Section 66 of the Housing (Wales) Act 2014

Source: Statutory Homelessness data collection from local authorities

Homelessness Relief

Chart 3. Percentage of households for whom homelessness was successfully relieved (a)

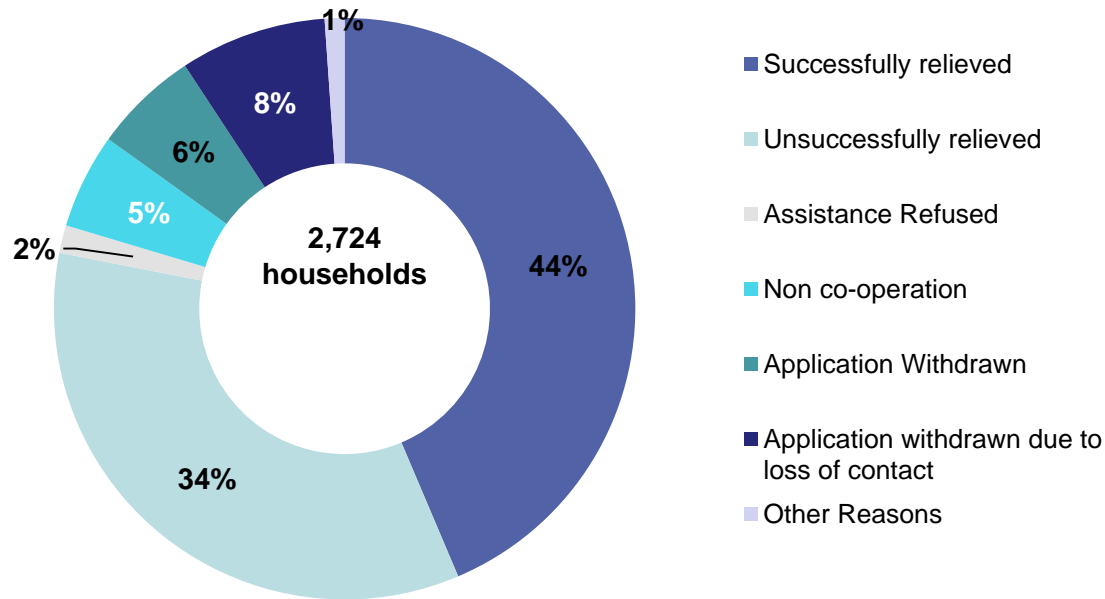


(a) Under Section 73 of the Housing (Wales) Act 2014

Source: Statutory Homelessness data collection from local authorities

Homelessness Relief

Chart 4. Percentage of households assessed as homeless under duty to help secure accommodation (Section 73) during October to December 2017 (a)

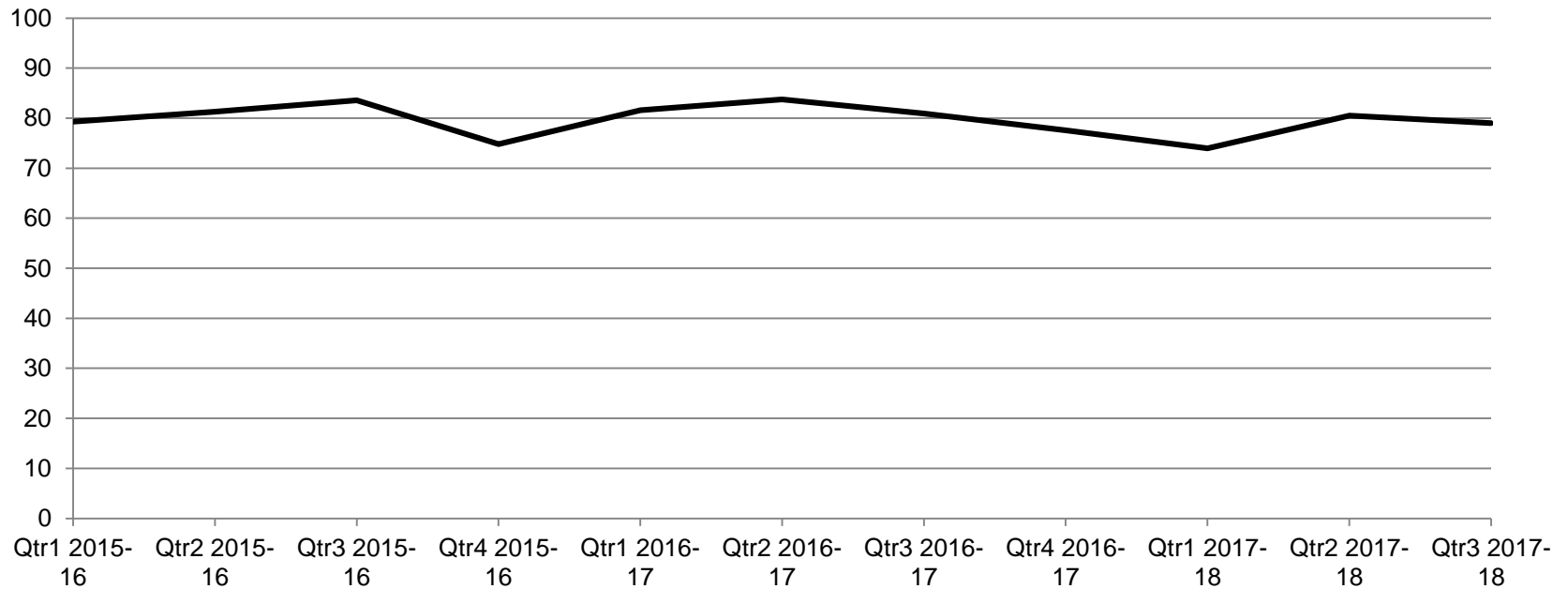


(a) Under Section 73 of the Housing (Wales) Act 2014

Source: Statutory Homelessness data collection from local authorities

Relief of homelessness under final duty (Section 75)

Chart 5. Percentage of homeless households positively discharged/relieved under final duty (Section 75), (a)

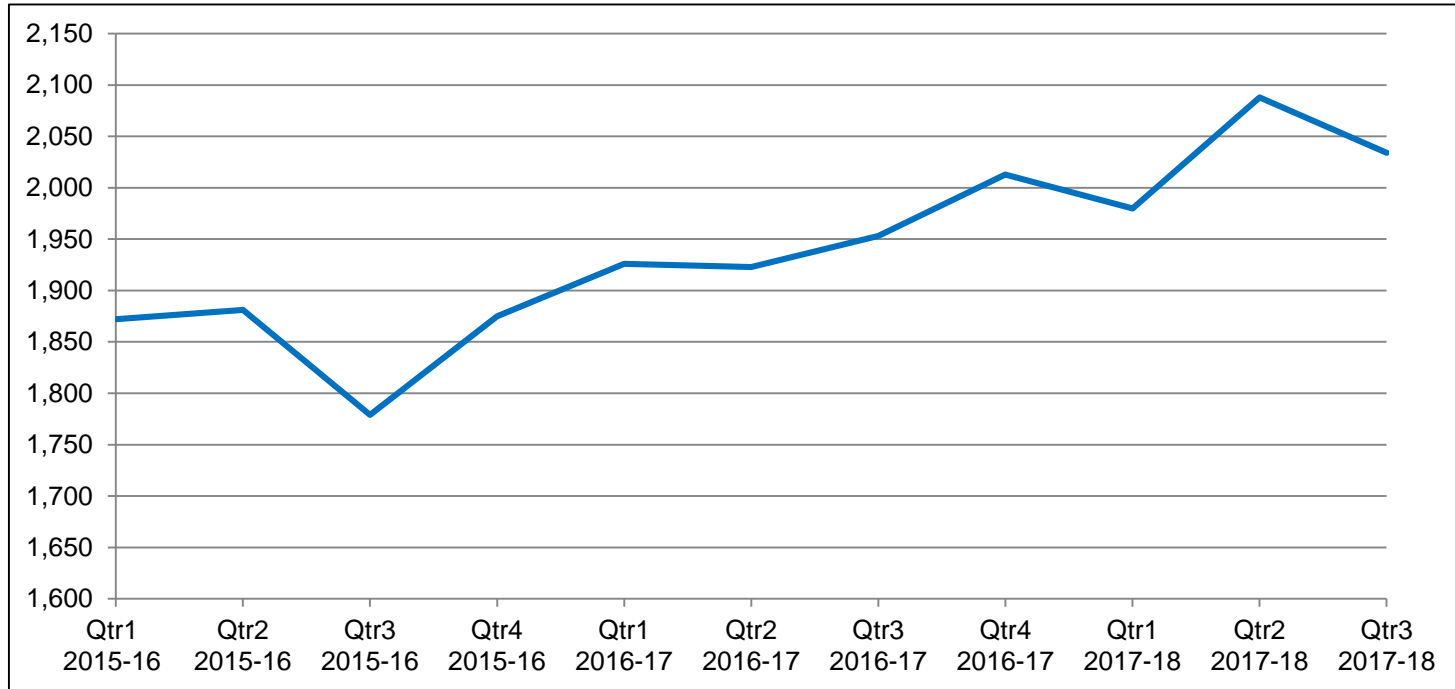


(a) Under Section 75 of the Housing (Wales) Act 2014

Source: Statutory Homelessness data collection from local authorities

Homeless Households in Temporary Accommodation

Chart 6. Number of homeless households in temporary accommodation at the end of the period (a)

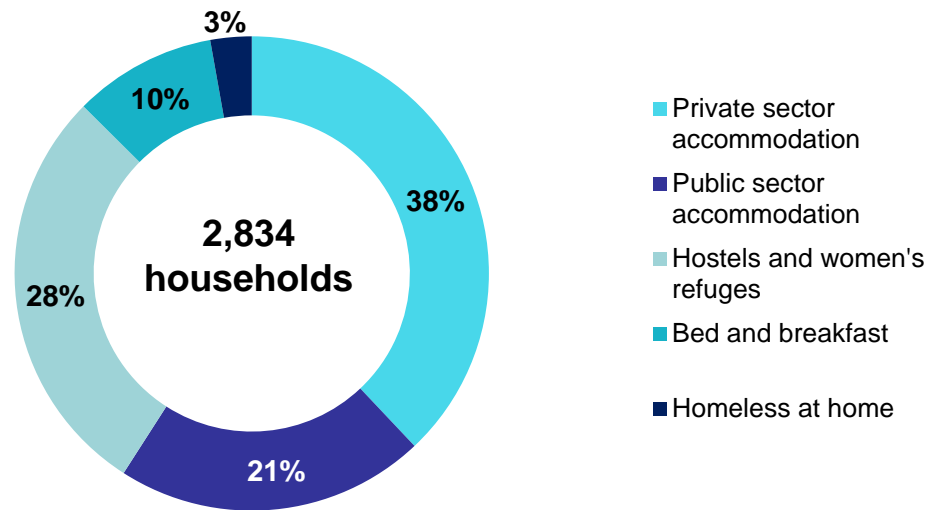


(a) Under the Housing (Wales) Act 2014

Source: Statutory Homelessness data collection from local authorities

Homeless Households in Temporary Accommodation

Chart 7. Percentage of households in temporary accommodation at 31 December 2017, by type (a)

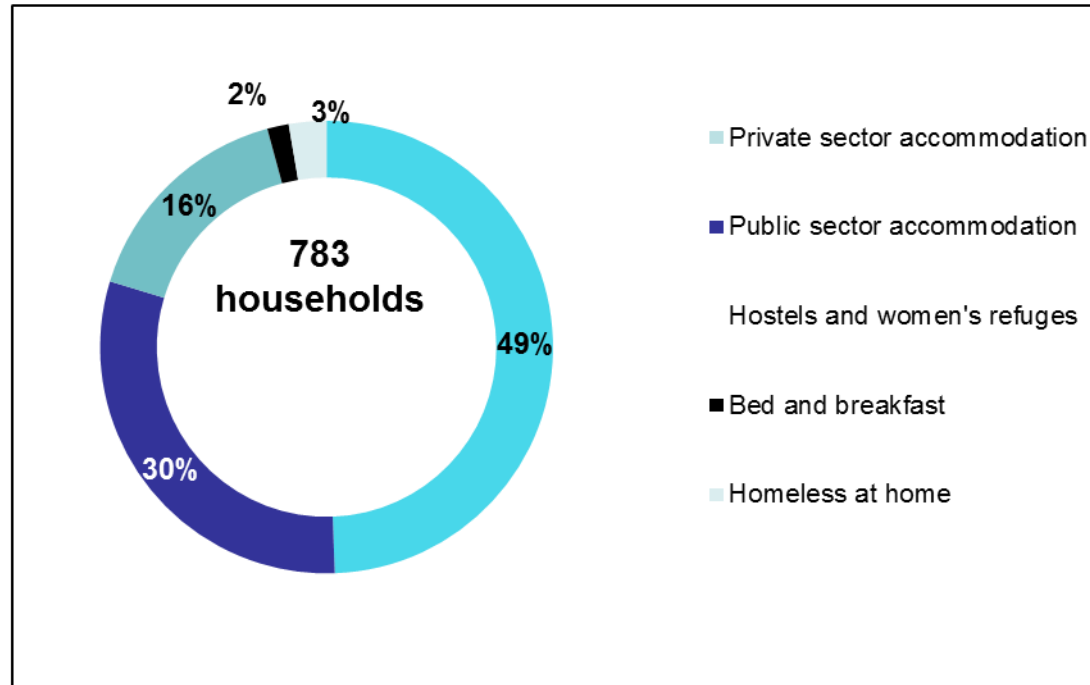


(a) Under the Housing (Wales) Act 2014

Source: Statutory Homelessness data collection from local authorities

Homeless Households in Temporary Accommodation

Chart 8. Percentage of families with children in temporary accommodation at 31 December 2017, by type (a)



(a) Under the Housing (Wales) Act 2014

Source: Statutory Homelessness data collection from local authorities

Going forward...

- Ministerial Task and Finish Group on Homelessness
 - *Housing First*
 - *Youth Homelessness*
- Implementation of the Rough Sleeping Action Plan
 - *Commissioning review into Priority Need.*
- Responding to the Research Findings from Salford University
- Commencement of Section 75(3) Duty to secure for intentional households.

Thank you for your interest!

**Any Questions...
Just Ask!**



Rob Owen

Housing Policy Division

Welsh Government

Robert.Owen5@Gov.wales